

Scaled data based on original data using
LM-79-08 Approved Method: Electrical and Photometric Measurements of Solid-
State Lighting Products

Test Report Prepared for
Cooper Lighting Solutions
(formerly Eaton)

Brand: McGRAW-EDISON

Report Number: P939043

Luminaire Tested: **GALN-SB1B-950-U-T1**

Issue Date: 1/21/2025

Test Information

Test Method: LM-79-08
Report Number: P939043
TEST IS SCALED FROM IESNA LM-79-08 TEST DATA (G2-2405-108-2)
Test Lab: INNOVATION CENTER
Issue Date: 1/21/2025
Manufacturer: COOPER LIGHTING SOLUTIONS (FORMERLY EATON)
Product Line: MCGRAW-EDISON
Catalog Number: GALN-SB1B-950-U-T1
Description: GALLEON AREA AND ROADWAY HIGH DENSITY LED LUMINAIRE
(1) 90 CRI, 5000K, 450mA LIGHTSQUARE WITH 26 LEDS AND TYPE I OPTICS
Light Source: -
Ballast/Driver: -

Summary

Lumens per Lamp: N/A
Luminaire Lumens: 3876 lumens
Efficiency: N/A
Efficacy: 97.4 lumens/watt
Luminous Opening: Rectangular (W 0.5' x L: 0.5' x H: 0')
IES Classification: Type I - Short
BUG Rating: B2 - U0 - G2

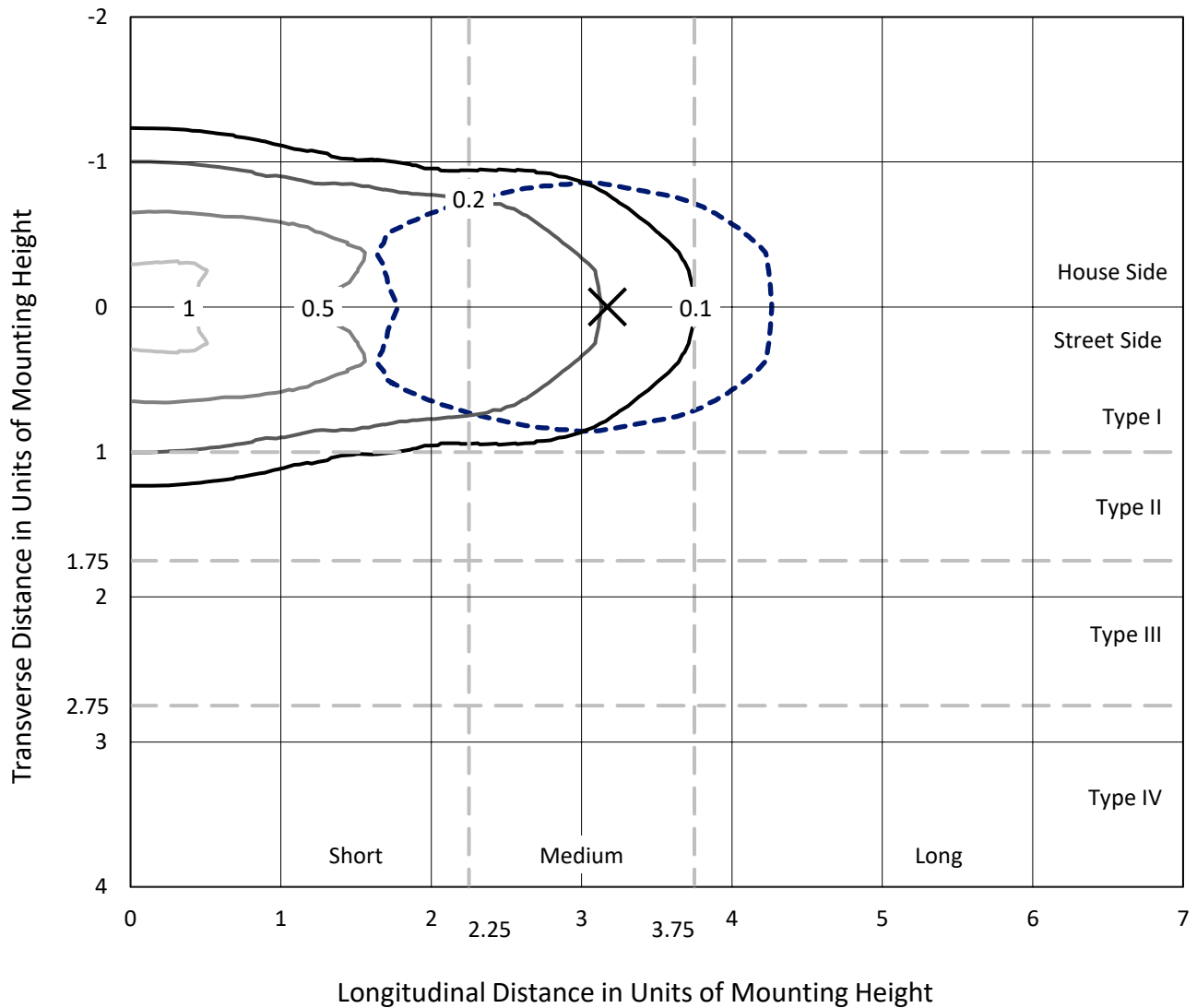
Input Watts (W): 39.8
Input Voltage (V): NR
Input Current (Ain): NR
Voltage Rise (V): NR
Power Factor: NR
Total Harmonic Distortion (THDi): NR
Frequency (hertz): 60
Stabilization Time: NR
Operation Time: NR
Ambient Temperature (°C): NR
Test Distance: 24 FT



REPORT NUMBER: P939043
 CATALOG NUMBER: GALN-SB1B-950-U-T1

Iso-Footcandle Lines of Horizontal Illumination

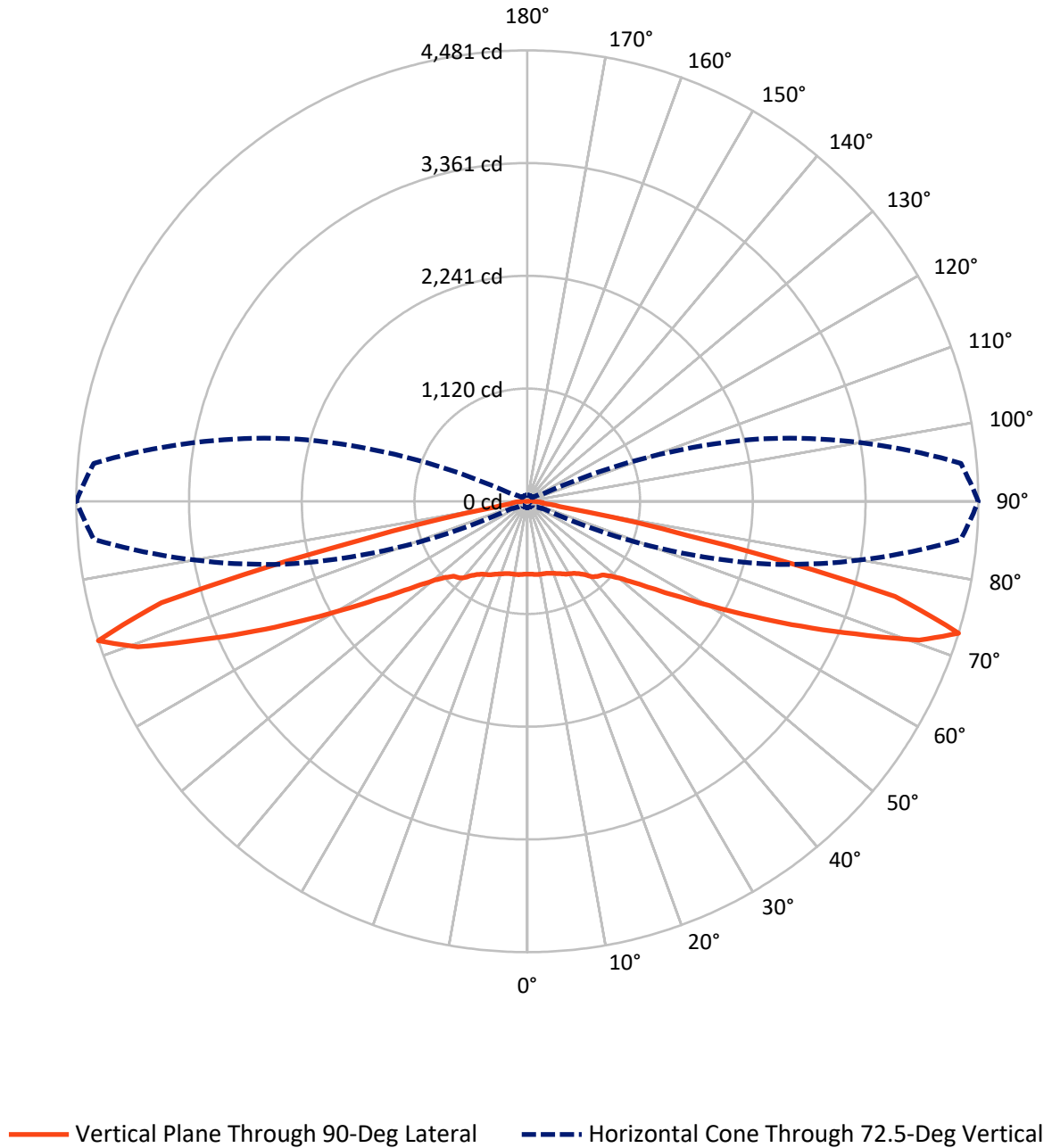
✕ Max cd
 - - - 1/2 Max cd



Based on 25 foot mounting height. Maximum calculated value = 1.2 fc
 Type I - Short - N/A

REPORT NUMBER: P939043
CATALOG NUMBER: GALN-SB1B-950-U-T1

Luminous Intensity Polar Plot



REPORT NUMBER: P939043

CATALOG NUMBER: GALN-SB1B-950-U-T1

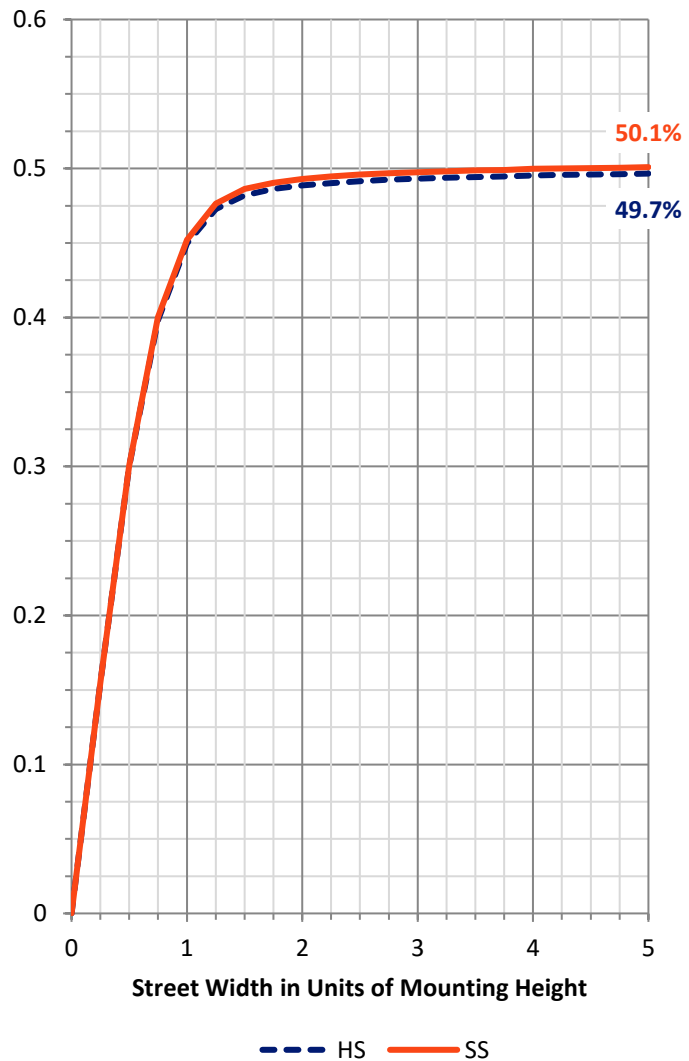
FLUX DISTRIBUTION:

		Downward	Upward	Total
House Side	Lumens	1938.0	0.0	1938.0
	% Fixture	50.0	0.0	50.0
Street Side	Lumens	1938.0	0.0	1938.0
	% Fixture	50.0	0.0	50.0
Total	Lumens	3876.0	0.0	3876.0
	% Fixture	100.0	0.0	100.0

ZONAL LUMENS:

Zone	Lumens	% Fixture
0°-10°	70.2	1.8
10°-20°	214.7	5.5
20°-30°	358.0	9.2
30°-40°	492.4	12.7
40°-50°	601.4	15.5
50°-60°	695.5	17.9
60°-70°	829.3	21.4
70°-80°	578.8	14.9
80°-90°	35.6	0.9
90°-100°	0.0	0.0
100°-110°	0.0	0.0
110°-120°	0.0	0.0
120°-130°	0.0	0.0
130°-140°	0.0	0.0
140°-150°	0.0	0.0
150°-160°	0.0	0.0
160°-170°	0.0	0.0
170°-180°	0.0	0.0
0°-90°	3876.0	100.0
0°-180°	3876.0	100.0

Coefficient of Utilization



REPORT NUMBER: P939043

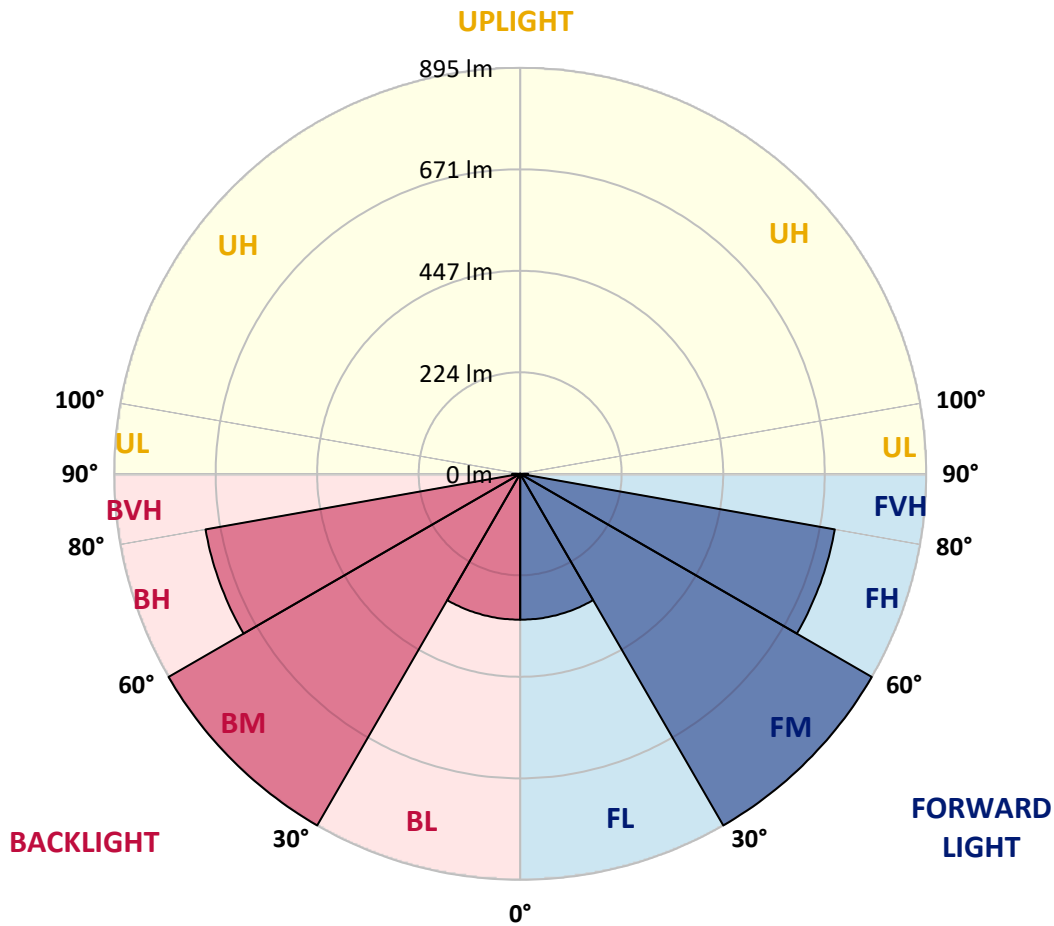
CATALOG NUMBER: GALN-SB1B-950-U-T1

LUMINAIRE CLASSIFICATION SYSTEM LUMEN TABLE AND BUG RATING:

Zone	Lumens	% Fixture	Zone Rating/Lumen Limit		
			B	U	G
FL (0°-30°)	321.5	8.3			
FM (30°-60°)	894.7	23.1			
FH (60°-80°)	704.1	18.2			G1/1800
FVH (80°-90°)	17.8	0.5			G1/100
BL (0°-30°)	321.5	8.3	B1/500		
BM (30°-60°)	894.7	23.1	B1/1000		
BH (60°-80°)	704.1	18.2	B2/1000		G2/1000
BVH (80°-90°)	17.8	0.5			G1/100
UL (90°-100°)	0.0	0.0		U0/0	
UH (100°-180°)	0.0	0.0		U0/0	

BUG Rating: B2-U0-G2

Type I Short



REPORT NUMBER: P939043

CATALOG NUMBER: GALN-SB1B-950-U-T1

CANDELA DISTRIBUTION (FULL):

	0°	5°	15°	25°	35°	45°	55°	65°	75°	85°
0°	724.3	724.3	724.3	724.3	724.3	724.3	724.3	724.3	724.3	724.3
2.5°	724.9	725.7	725.7	725.1	726.5	725.3	725.3	724.7	725.3	724.7
5°	728.6	729.6	730.0	729.8	731.7	730.7	730.7	729.8	730.0	729.4
7.5°	735.6	737.0	737.9	738.9	741.6	740.3	739.5	737.0	736.0	734.4
10°	737.9	739.5	742.2	747.5	753.7	753.9	751.5	745.3	740.5	736.8
12.5°	730.9	733.1	738.7	749.6	763.4	769.0	765.1	754.8	745.5	738.9
15°	722.0	724.5	732.9	749.4	769.8	782.8	782.4	768.8	753.9	743.6
17.5°	708.2	710.7	722.8	745.9	774.7	796.2	801.9	787.9	767.1	753.3
20°	683.3	685.5	702.4	734.8	776.4	810.4	825.4	813.1	787.1	768.4
22.5°	650.9	654.4	674.2	715.6	772.5	825.2	852.2	843.7	810.4	784.4
25°	616.3	620.0	643.1	692.1	762.4	835.9	883.9	878.6	836.7	804.4
27.5°	586.5	590.4	615.5	668.9	746.7	840.0	915.2	917.9	868.7	826.4
30°	563.0	566.7	593.5	650.1	726.5	835.9	942.6	961.2	901.2	845.6
32.5°	537.2	542.0	570.2	627.2	702.6	826.0	966.5	1007.9	938.9	866.2
35°	504.7	509.0	538.7	595.9	671.3	810.2	986.5	1059.8	992.9	897.5
37.5°	465.1	469.3	498.7	556.8	640.2	787.9	1001.7	1118.3	1057.2	942.6
40°	425.4	429.3	456.9	513.1	602.9	759.5	1007.1	1175.6	1130.9	1004.6
42.5°	388.9	392.4	417.8	470.1	561.1	723.2	1000.1	1225.5	1197.0	1047.9
45°	355.3	358.4	380.9	429.7	517.7	679.2	979.1	1279.0	1275.7	1078.8
47.5°	317.0	320.1	343.4	390.6	474.2	627.5	943.4	1331.7	1385.1	1148.8
50°	270.3	272.9	296.8	345.5	429.1	572.5	894.0	1373.1	1523.1	1254.9
52.5°	214.9	217.7	241.0	289.6	375.5	513.3	828.9	1400.1	1682.6	1409.8
55°	159.9	161.9	182.1	225.8	309.2	446.0	747.3	1407.8	1863.4	1621.6
57.5°	116.0	117.2	130.2	162.7	234.4	361.7	648.3	1388.0	2078.7	1893.1
60°	93.9	94.3	98.3	112.7	162.9	266.6	528.6	1320.0	2312.3	2243.1
62.5°	85.3	85.3	86.3	90.2	110.2	175.9	383.8	1179.1	2562.8	2685.3
65°	79.3	79.3	79.7	81.6	86.9	112.1	242.2	949.6	2773.9	3203.4
67.5°	74.0	74.2	74.0	74.6	77.7	82.8	140.5	655.9	2887.6	3740.2
70°	68.4	68.8	67.8	67.8	70.2	70.4	88.0	359.7	2793.3	4190.1
72.5°	61.8	62.4	60.8	60.4	62.2	61.4	66.1	172.6	2398.2	4324.4
75°	56.0	56.9	53.1	52.1	52.1	51.5	53.8	88.6	1556.5	3527.6
77.5°	50.9	52.5	46.6	43.3	42.4	40.6	43.9	54.2	680.8	1656.2
80°	42.0	44.3	38.3	34.4	33.0	30.9	34.6	37.9	202.5	384.6
82.5°	31.3	32.3	27.2	24.5	23.3	21.8	26.0	26.4	65.9	136.2
85°	20.0	20.4	16.7	14.4	13.8	13.2	16.5	14.4	25.1	100.1
87.5°	7.0	8.0	6.4	5.8	6.2	5.1	7.6	4.3	7.0	70.7
90°	0.0	0.0	0.0	0.0	0.0	0.0	0.0	0.0	0.0	0.0

(END C

90°

724.3
724.7
729.4
734.4
736.2
737.9
742.0
751.1
764.9
779.7
797.8
819.4
835.5
853.4
883.3
923.7
984.4
1021.9
1043.8
1108.4
1204.2
1347.4
1543.5
1794.8
2119.3
2519.5
2993.7
3513.8
4130.6
4481.0
3773.2
1621.8
368.3
153.9
145.4
87.5
0.0

OF REPORT)